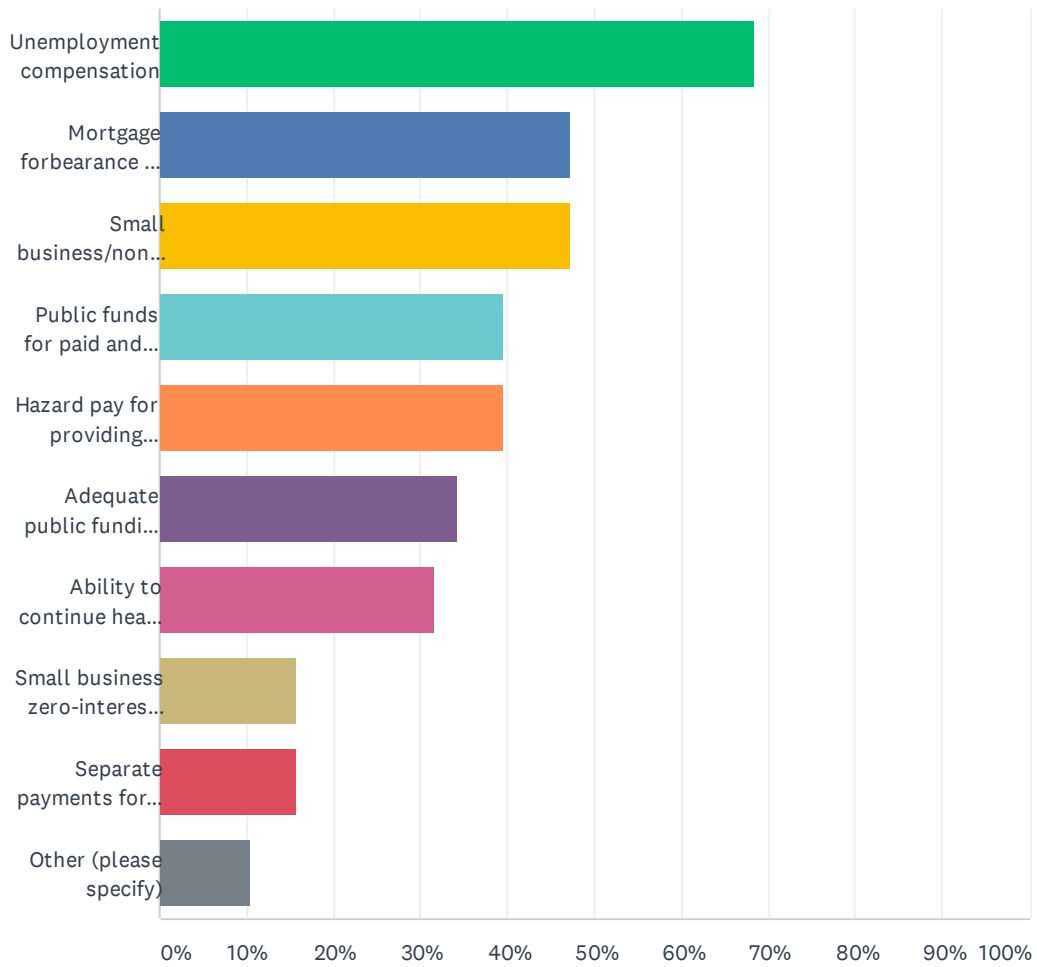


# Q1 Which of the following emergency funding measures would be most helpful for you? (check all that apply)

Answered: 38 Skipped: 0

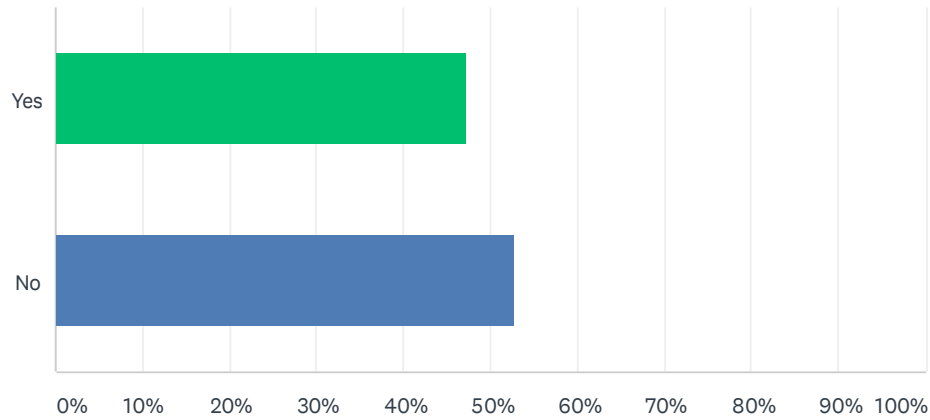


## Impact of COVID-19 on Child Care

ANSWER CHOICES	RESPONSES	
Unemployment compensation	68.42%	26
Mortgage forbearance or rent deferrals	47.37%	18
Small business/non profit grants	47.37%	18
Public funds for paid and family sick leave to cover staff that have to take time off	39.47%	15
Hazard pay for providing emergency child care	39.47%	15
Adequate public funding to cover operational costs that continue during a closure that would allow my program to reopen	34.21%	13
Ability to continue health insurance coverage while closed and staff are receiving unemployment compensation	31.58%	12
Small business zero-interest loans	15.79%	6
Separate payments for substitutes, supplies, and resources needed to provide emergency child care	15.79%	6
Other (please specify)	10.53%	4
Total Respondents: 38		

**Q6 Do you or a member of your family have personal health concerns or are in an at-risk category which affects your ability to work right now or has required you to be at home?**

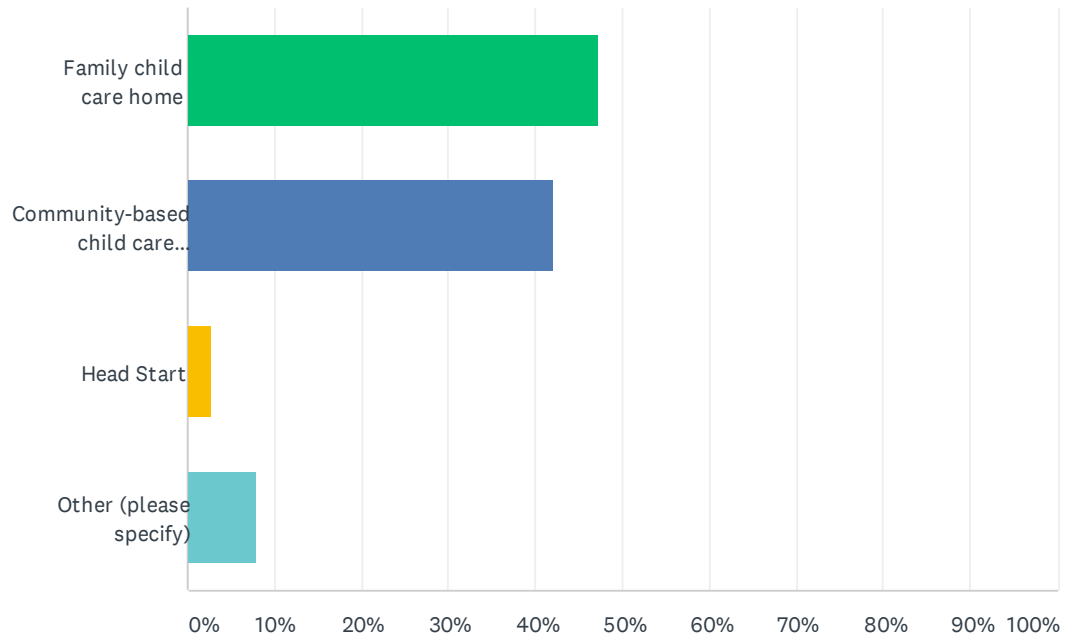
Answered: 38 Skipped: 0



ANSWER CHOICES	RESPONSES	
Yes	47.37%	18
No	52.63%	20
TOTAL		38

## Q7 What kind of program do you work in / operate?

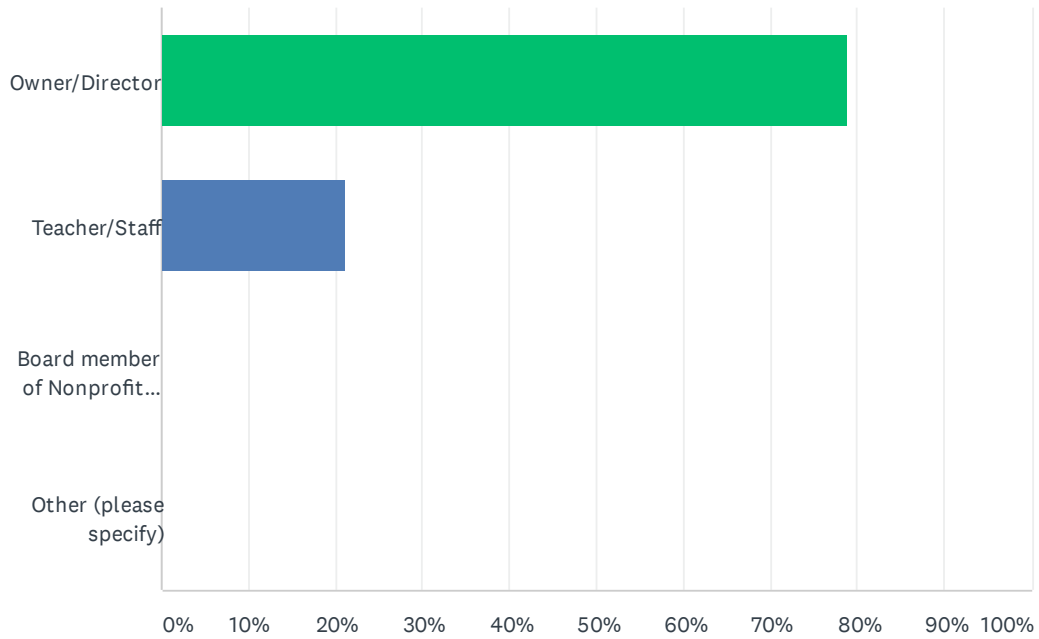
Answered: 38 Skipped: 0



ANSWER CHOICES	RESPONSES	
Family child care home	47.37%	18
Community-based child care center	42.11%	16
Head Start	2.63%	1
Other (please specify)	7.89%	3
<b>TOTAL</b>		<b>38</b>

## Q8 Your role

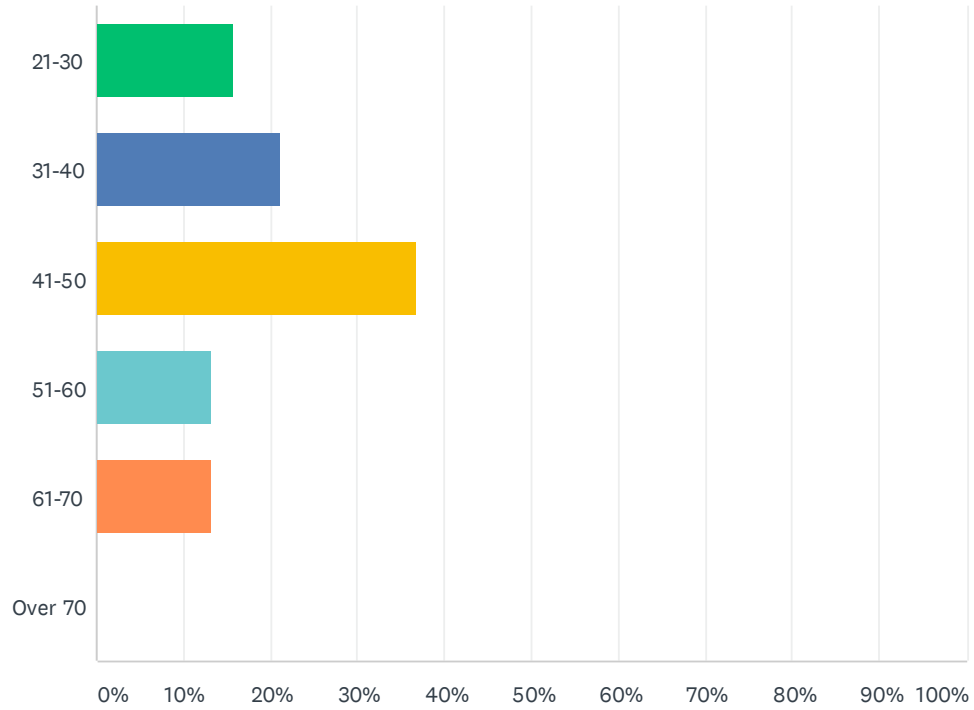
Answered: 38 Skipped: 0



ANSWER CHOICES	RESPONSES	
Owner/Director	78.95%	30
Teacher/Staff	21.05%	8
Board member of Nonprofit Child Care	0.00%	0
Other (please specify)	0.00%	0
<b>TOTAL</b>		<b>38</b>

## Q9 Your Age:

Answered: 38 Skipped: 0



ANSWER CHOICES	RESPONSES	
21-30	15.79%	6
31-40	21.05%	8
41-50	36.84%	14
51-60	13.16%	5
61-70	13.16%	5
Over 70	0.00%	0
<b>TOTAL</b>		<b>38</b>

## Q10 County:

Answered: 38 Skipped: 0



## Impact of COVID-19 on Child Care

ANSWER CHOICES	RESPONSES	
Androscoggin	0.00%	0
Aroostook	0.00%	0
Cumberland	100.00%	38
Franklin	0.00%	0
Hancock	0.00%	0
Kennebec	0.00%	0
Knox	0.00%	0
Lincoln	0.00%	0
Oxford	0.00%	0
Penobscot	0.00%	0
Piscataquis	0.00%	0
Sagadahoc	0.00%	0
Somerset	0.00%	0
Waldo	0.00%	0
Washington	0.00%	0
York	0.00%	0
<b>TOTAL</b>		<b>38</b>

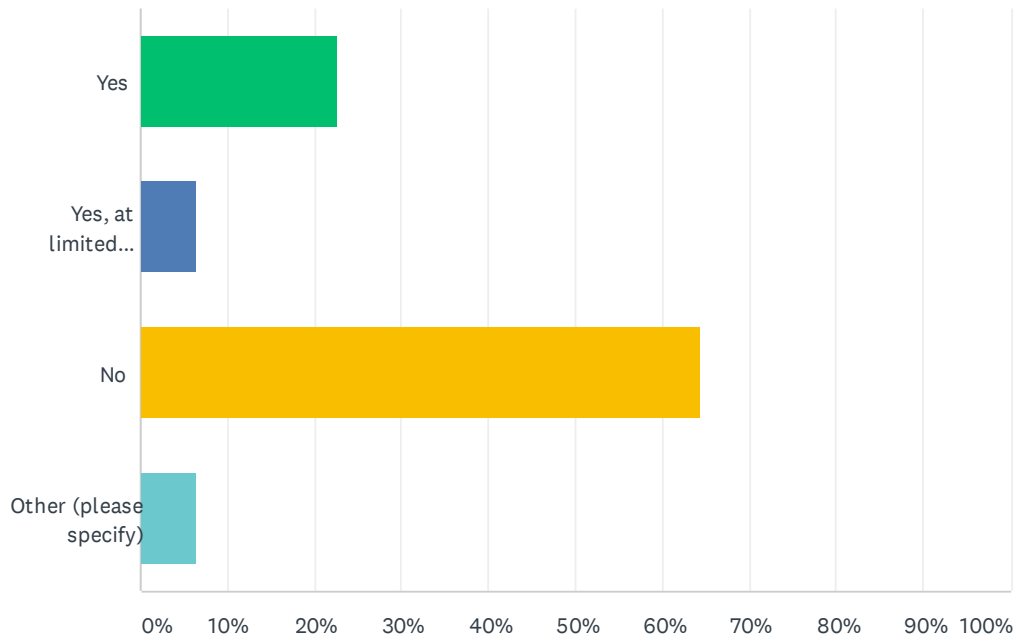


## Q11 Town:

Answered: 38 Skipped: 0

## Q15 The remaining questions are for child care owners/directors. Is your program open?

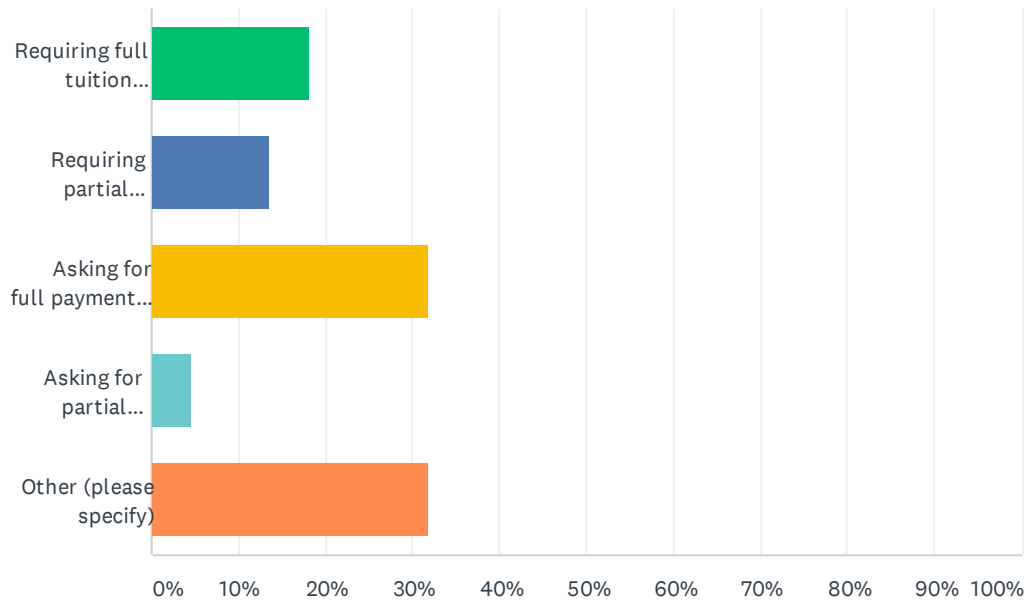
Answered: 31 Skipped: 7



ANSWER CHOICES	RESPONSES	
Yes	22.58%	7
Yes, at limited capacity	6.45%	2
No	64.52%	20
Other (please specify)	6.45%	2
<b>TOTAL</b>		<b>31</b>

### Q16 If yes, how are you handling charging private-pay families whose children are home?

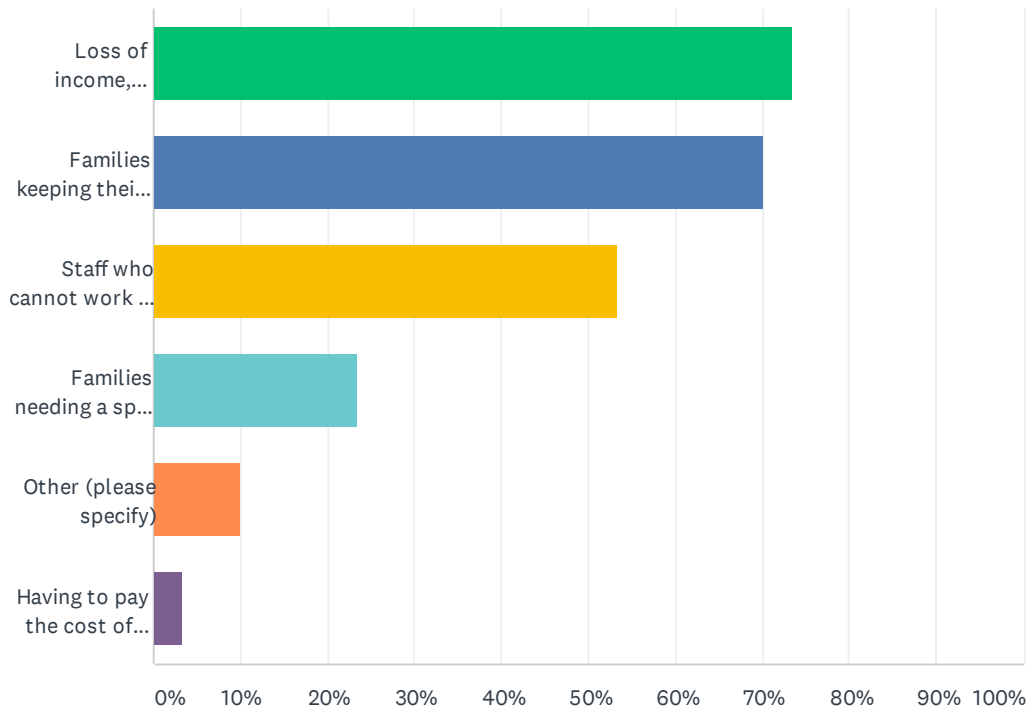
Answered: 22 Skipped: 16



ANSWER CHOICES	RESPONSES
Requiring full tuition payments	18.18% 4
Requiring partial payments	13.64% 3
Asking for full payment, but working with families on an individual basis	31.82% 7
Asking for partial payments, and working with families on an individual basis	4.55% 1
Other (please specify)	31.82% 7
<b>TOTAL</b>	<b>22</b>

### Q17 Are you experiencing any of the following challenges based on the spread of coronavirus? (check all that apply)

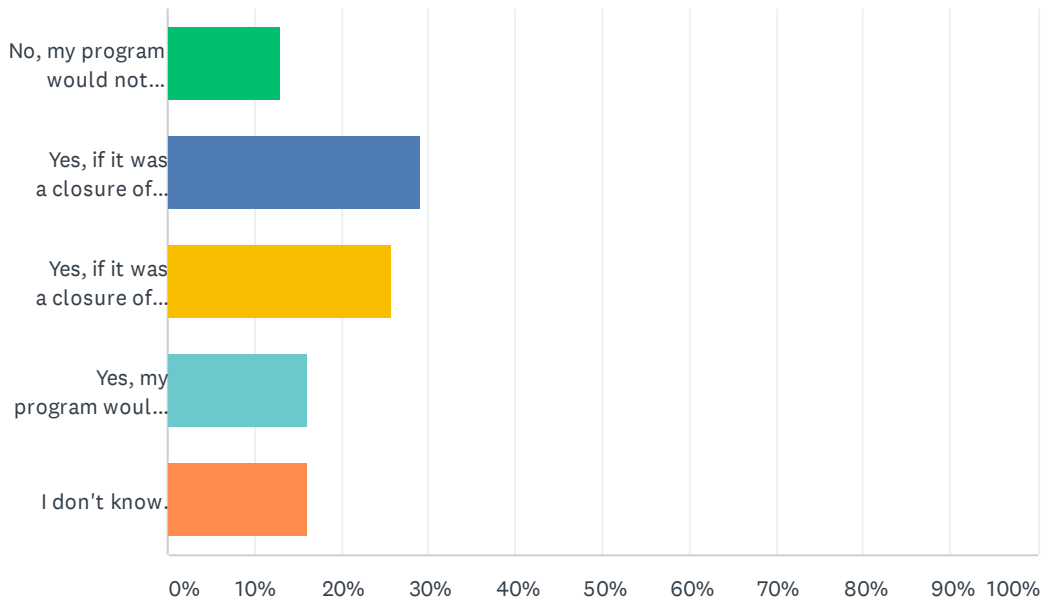
Answered: 30 Skipped: 8



ANSWER CHOICES	RESPONSES	
Loss of income, families unable to pay their fee or copayments, or not charging all families	73.33%	22
Families keeping their children at home	70.00%	21
Staff who cannot work due to risk of exposure, or to care for family member	53.33%	16
Families needing a space for their children due to school closures	23.33%	7
Other (please specify)	10.00%	3
Having to pay the cost of substitutes to cover sick/absent staff members	3.33%	1
Total Respondents: 30		

## Q18 If you had to close your doors without any emergency funding, would you be able to open them again?

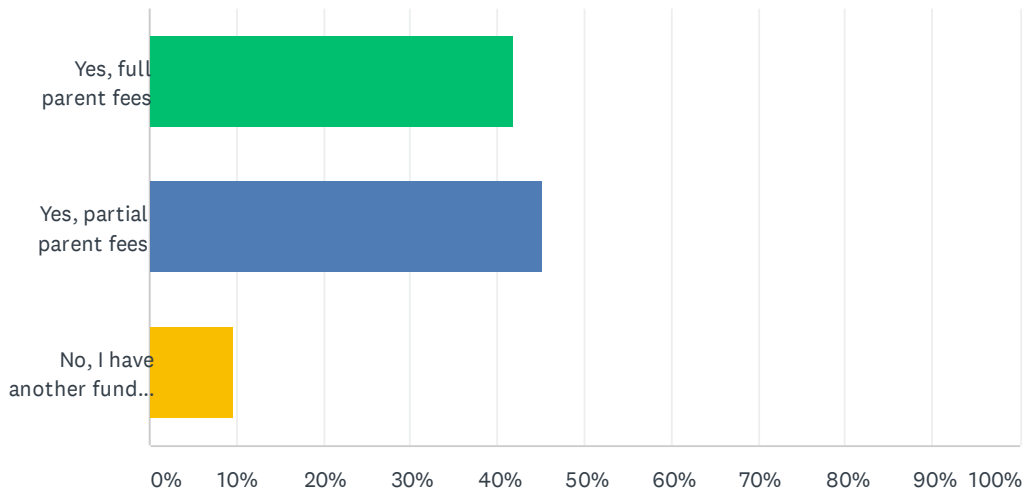
Answered: 31 Skipped: 7



ANSWER CHOICES	RESPONSES	
No, my program would not survive a closure of any length.	12.90%	4
Yes, if it was a closure of two weeks or less, my program would survive.	29.03%	9
Yes, if it was a closure of two weeks to a month, my program would survive.	25.81%	8
Yes, my program would survive a closure of 1-2 months.	16.13%	5
I don't know.	16.13%	5
<b>TOTAL</b>		<b>31</b>

### Q19 Without emergency funding, in order for your program to survive a closure of any length, would you need to bring in parent fees?

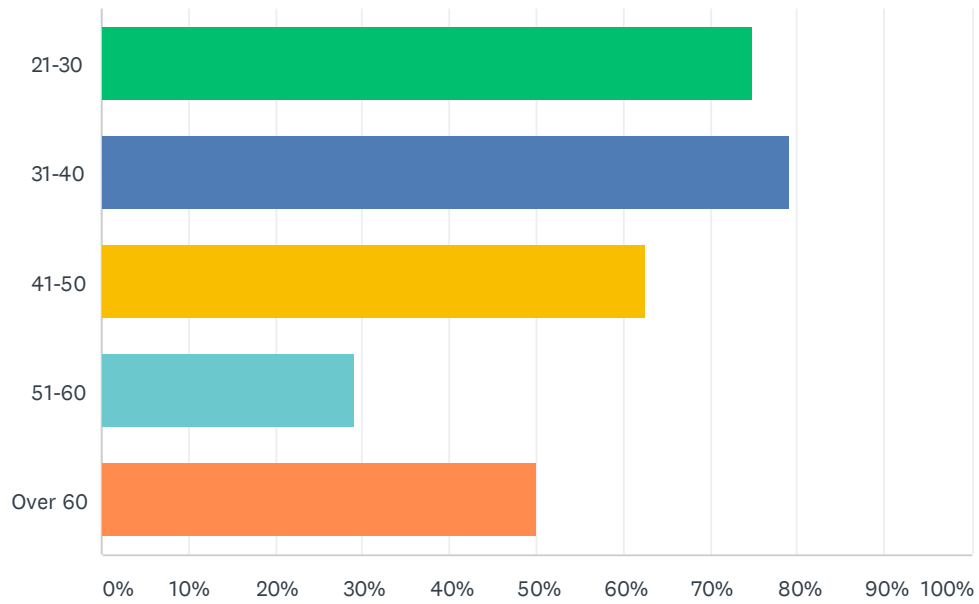
Answered: 31 Skipped: 7



ANSWER CHOICES	RESPONSES	
Yes, full parent fees	41.94%	13
Yes, partial parent fees	45.16%	14
No, I have another funding source to cover the loss of parent fees	9.68%	3
<b>TOTAL</b>		<b>31</b>

## Q20 Do you have staff in the following age categories? (Check all that apply)

Answered: 24 Skipped: 14



ANSWER CHOICES	RESPONSES	
21-30	75.00%	18
31-40	79.17%	19
41-50	62.50%	15
51-60	29.17%	7
Over 60	50.00%	12
Total Respondents: 24		